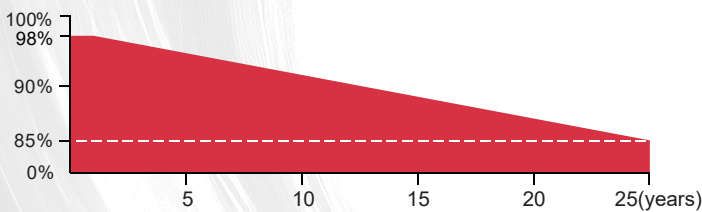


550W MBB Mono Crystalline Half-cell Bifacial Module M10-144 530~550W



More Energy's linear performance warranty



12 Years
Material&Craft
Quality
assurance

25 Years
85% output
Power
guarantee



- ▲ Higher output power
- ▲ Module efficiency up to 21.3%
- ▲ Lower temperature coefficient



- ▲ ISO9001:2015 Quality Management system
- ▲ ISO14001:2015 Environmental Management System
- ▲ ISO45001:2018 Occupational Health and Safety Management System



- ▲ Lower LCOE (Levelized Cost Of Energy)
- ▲ High Power output lead to lower BOS cost



Excellent Potential Induced Degradation Resistance



- ▲ Salt Mist Corrosion Protect
- ▲ Ammonia Resistance



Excellent Wind Load 2400Pa&Snow Load 5400Pa Under Certain Installation Method

Hotline&WhatsApp: + 49 15 225 20 30 30
Web: www.more-energy.net E-Mail: info@more-energy.net
Add: Fürtherstr. 38, 90429 Nürnberg, Germany



ME530~550M10-144

Electrical Characteristics(STC*)

Power Output(Wp)	530	535	540	545	550
Max Power Tolerance(W)	0-5	0-5	0-5	0-5	0-5
Module Efficiency(%)	20.5	20.7	20.9	21.1	21.3
Voltage Mpp-Vmpp(V)	41.28	41.51	41.70	41.92	42.11
Current Mpp-Impp(A)	12.84	12.89	12.95	13.00	13.06
Voltage Open Circuit-Voc(V)	49.61	49.87	49.95	50.04	50.28
Short Circuit Current-Isc(A)	13.66	13.72	13.78	13.84	13.90

*STC:Irradiance 1000 W/m²,Environment Temperature 25°C,Air Mass AM1.5

Electrical Characteristics With 10% Rear Side Power Gain

Power Output(Wp)	583	589	594	600	605
Voltage Mpp-Vmpp(V)	41.28	41.51	41.70	41.92	42.11
Current Mpp-Impp(A)	14.12	14.18	14.25	14.30	14.37
Voltage Open Circuit-Voc(V)	49.61	49.87	49.95	50.04	50.28
Short Circuit Current-Isc(A)	15.03	15.09	15.16	15.22	15.29

*Rear side power gain:The additional gain from the rear side compared to the power of the front side at the standard test condition. It depends on mounting (structure,height,tilt angle etc.)and albedo of the ground

Electrical Characteristics(NMOT*)

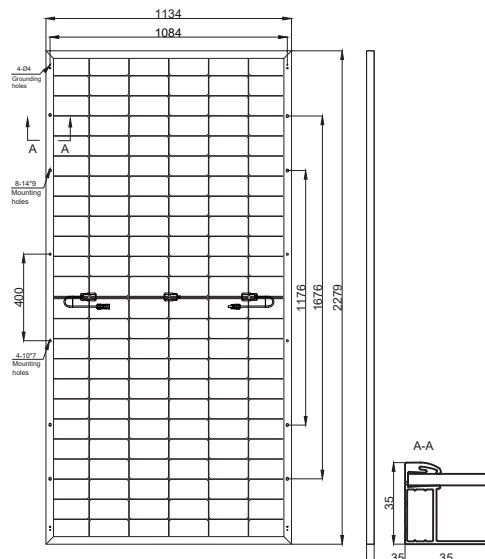
Power Output(Wp)	407.16	411.01	414.85	418.69	422.53
Voltage Mpp-Vmpp(V)	37.62	37.83	38.01	38.21	38.39
Current Mpp-Impp(A)	10.82	10.86	10.91	10.96	11.01
Voltage Open Circuit-Voc(V)	45.80	46.04	46.12	46.20	46.42
Short Circuit Current-Isc(A)	11.61	11.66	11.72	11.77	11.82

*NMOT:Irradiance 800 W/m²,Environment Temperature 20°C,Air Mass AM1.5

Mechanical Data

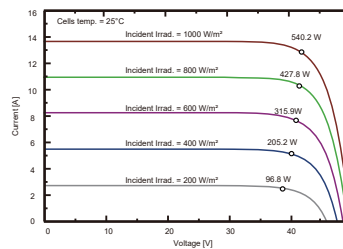
Dimension Of Module	2279*1134*35mm
Weight(kg)	27
Glass	High transmission glass 3.2mm
Cables	4mm ² /300mm or Customized Length
Junction Box	IP68,3 Bypass-Diode
Connector	MC4 compatible

Module Back View

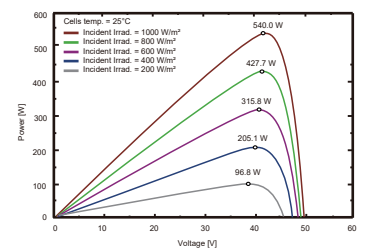


*400mm mounting holes are only suitable for 6005-T6 aluminum frame

I-V Curves(540W)



P-V Curves(540W)



Mechanical Data

Loading Capacity	620 pcs/40'HQ
------------------	---------------

Working Conditions

Max System Voltage(VDC)	1500V
Max Series Fuse Rating	25A
Maximum Load Capacity	Snow 5400Pa/Wind 2400Pa
Operating Temperature	-40 C ~+85 C
Safety Class	II
Power Bifaciality	65±5%

Working Conditions

Temperature Coefficients of Isc(%/C)	0.046
Temperature Coefficients of Voc(%/C)	-0.266
Temperature Coefficients of Pmpp(%/C)	-0.354
NMOT	45±2 C